



45

SAIL

SPECIFICATIONS & FEATURES



OUT THERE
STARTS HERE™

All specifications and options are subject to change by Sino Eagle Yachts at their sole discretion. Performance is purely indicative and not a contractual commitment. Performance is subject to many variances outside the control of Sino Eagle Yachts. Specifications and graphics in this brochure are non-binding and customer must enter into contractual agreement with the Dealer or Agent of Record. Actual color samples may vary slightly from digital representation.

aquilaboats.com



SPECIFICATIONS



MEASUREMENTS

LENGTH: **14.38 M • 47' 2"**
OVERALL WITH DINGHY PLATFORM AND CRANE SYSTEM.

BEAM: **7.77 M • 25' 5"**

HEIGHT: **4.55 M • 14' 9"**
ABOVE WATERLINE WITH HARDTOP EXCLUDING MAST.

MAST HEIGHT: **21.55 M • 70' 7"**
ABOVE WATERLINE WITH LIGHT LOAD.

DRAFT: **1.56 M • 5' 1"**
WITH SACRIFICIAL KEEL AND LIGHT LOAD. WILL VARY
DEPENDING ON LOAD.

LIGHT DISPLACEMENT:
16,155 KG • 35,615 LB

LOADED DISPLACEMENT:
20,829 KG • 45,920 LB



ACCOMMODATIONS

SLEEPS UP TO: **12**

MAXIMUM PASSENGERS: **30**

CABINS: **3 • 4**

HEADS WITH SHOWERS: **3 • 4**

FOREPEAK BERTH W/WET HEAD: **2**
OPTIONAL.



SAIL AREAS

MAINSAIL: **78 SQ M • 839.6 SQ FT**
STANDARD PIN TOP

MAINSAIL: **82.2 SQ M • 885.0 SQ FT**
OPTIONAL SQUARE TOP

FURLING GENOA: **47.58 SQ M • 512.1 SQ FT**

TOTAL UPWIND AREA:
125.6 SQ M • 1,351.9 SQ FT
WITH STANDARD PIN TOP MAIN SAIL

TOTAL UPWIND AREA:
129.8 SQ M • 1,397.1 SQ FT
WITH OPTIONAL SQUARE TOP MAIN SAIL

CODE 0 / GENNAKER:
111.4 SQ M • 1,200 SQ FT
OPTIONAL.



TANKAGE

FUEL: **620 L • 163 GAL**

WATER: **880 L • 232 GAL**

HOLDING: **150 L • 39.6 GAL**



CE CERTIFICATION (preliminary)

A (OCEAN): **12**

B (OFFSHORE): **14**

C (COASTAL): **20**

D (INLAND): **30**



PROPULSION

DIESEL:

STANDARD:
2x Volvo Penta 50 HP Saildrive

OPTIONAL:
2x Volvo Penta 60 HP Saildrive
2x Yanmar 57 HP Saildrive



GENERATORS

DIESEL:

OPTION 1:
9 kW/50Hz
WITH SOUND SHIELD

OPTION 2:
11kW/60Hz
WITH SOUND SHIELD

All specifications and options are subject to change by Sino Eagle Yachts at their sole discretion. Performance is purely indicative and not a contractual commitment. Performance is subject to many variances outside the control of Sino Eagle Yachts. Specifications and graphics in this brochure are non-binding and customer must enter into contractual agreement with the Dealer or Agent of Record. Actual color samples may vary slightly from digital representation.

OUT THERE STARTS HERE™

aquilaboats.com

Updated on: 4/23/26



FEATURES

- Sleek exterior profile and modern design features with exceptional use of space and function
- Expansive outdoor living and entertaining spaces along with luxurious interior styling and amenities
- Partial raised helm station providing direct access to bow and aft cockpit
- Large open flybridge area with U shape seating, a coffee table, and forward facing settee
- Flexibility in cabin configurations to choose from based on expected use of the boat
- Forward bow cockpit area provides sunbathing and social area
- C-Zone digital switching system for DC powered components



MAST, RIGGING & SAILS

- Anodized aluminum two-spreader sectional mast with flip-out steps to access boom
- Mast base with 7 × turning blocks
- Anodized aluminum boom with fittings
- Furling genoa (manual)
- Full batten (5 × battens) pin top mainsail with 2 reefing rows (square top mainsail available as option)

SAIL & RIGGING CONTROLS

- Two speed manual mainsheet winch (Harken 46.2) x 1
- Two speed manual genoa sheet winches (Harken 46.2) x 1
- Two speed manual gennaker sheet winches (Harken 46.2) –Optional– on port & starboard in aft cockpit area (total 2)
- Genoa sheet tracks with adjustable cars and pin stop (Harken)
- Clutches for line controls / total qty of 9 (Spinlock)
 - Main sheet, genoa sheet, reefing line #1, reefing line #2, main sail halyard
 - Main sheet, genoa sheet, boom topping lift (service halyard), genoa furling line
- German mainsheet system with two sheets controlled by manual winch
- Genoa sheets x 2
- Halyards (main, genoa, spare) x 3
- Main boom topping lift
- One (1) large rope storage bags for sail and rigging controls
- Winch handles (2)
- Lazy bag with lazy jacks (optional)

CONSTRUCTION

- Resin infused Vinylester throughout hull and deck build material
- Resin infused Vinylester for all bulkheads and reinforcements (no plywood in structural components or below waterline)
- PVC core materials vary in density dependent on loads
- Water-tight bulkheads fore and aft
- Large interior furniture panels manufactured using lightweight PET for core materials
- Windows in hull and deck made from Perspex



HULL & DECK

- Ten (10) opening deck hatches carefully positioned to enhance natural ventilation in cabins and heads
- PVC rub rail with 316L stainless steel insert offering all round protection
- Four (4) opening portlights installed in hull side windows and two (2) positioned on forward salon windows
- Two (2) opening portlights facing aft in aft cabins (optional)
- Stanchions and bases, with Dyneema lifelines, port & starboard side gates.
- Windows, bonded in Perspex – hull side and super structure
- Comfortable and protected bow seats integrated into deck railing (2)
- Deck fill plates in 316L stainless steel: water (2); fuel (2); waste (3)
- Ten (10) stainless steel cleats
- Well placed ergonomic handrails in 316L stainless steel ensuring secure movement onboard



FORWARD COCKPIT

- Forward bow cockpit providing comfortable seating and sun lounging
- Foredeck sun pad area (cushions optional) with integrated cup holders
- Starboard-side direct access from helm to forward bow cockpit via stainless steel steps
- Large oversized cockpit floor drains providing direct overboard drainage
- Direct access into salon through forward water tight door
- Two large central hatches providing easy access to windlass and chain/rope



AFT COCKPIT / TRANSOM

- Two (2) large port and starboard deck hatches providing access to storage and mechanical space area
- Stainless steel folding swim ladder
- Powder coated aluminum sliding door providing access to salon/galley
- Powder coated aluminum sliding window providing connection between cockpit and galley countertops along with excellent ventilation
- Dining table on two (2) polished stainless steel supports – provides seating for up to eight (8) guests
- Optional LED deck courtesy lights located at transom, cockpit, and flybridge
- Ergonomic transom steps designed for easy boarding from dock and dinghy
- Designated BBQ/Plancha area (BBQ/Plancha optional) with locker for propane bottle (x2) storage
- Bar area with two (2) stainless steel fixed bar stools (optional) and flip down benchtop
- Large storage locker on starboard to accommodate additional fridge (optional) or ice maker (optional)
- Direct access from cockpit to raised helm and flybridge via steps
- Expansive fixed fiberglass platform (optional) extending between the hulls providing additional aft cockpit space or for use to store a dinghy when optional crane dinghy lift is selected
- Settee/lounging area to starboard side
- Loungers/sun bathing area to port side with adjustable backrests to face aft
- Marine ceiling mounted waterproof 6.5" speakers (2) – (optional)
- LED overhead lighting

- Optional sliding aft bench seating with two position backrest to face forward or aft
- Two (2) heavy duty polished stainless steel structural supports for ceiling and flybridge structure



FLYBRIDGE & HELM

- Raised helm and flybridge access via forward cockpit bow steps with built-in stanchions and lifelines for safety
- Spacious comfortable helm bench for two (2) people with upholstered seat and flip down bolster
- Fiberglass hardtop (option) with stainless support structure over raised helm area with ceiling mounted LED lighting
- Fully upholstered seating and backrest cushions
- Marine waterproof 6.5" speakers (2) – (optional)
- Main access up from aft cockpit via molded fiberglass steps and customized stainless steel stair case
- Handrails conveniently located around flybridge for secure movement
- Life jacket and safety gear storage under U-shaped seating area
- Cup holders located in various areas around flybridge
- 12VDC outlet
- U-Shaped settee area and forward facing bench with fixed table comfortably seating five (5) people
- Optional fixed coffee table with polished stainless steel support and integrated cup holders
- Molded fiberglass steering console with compass, integrated instrument console for optional 16" multi functional display
- One (1) large rope storage bag for sail and rigging controls
- Steering station with 5-spoke leather wrapped stainless steel steering wheel
- Electronic dual engine throttle control
- Engine data display at helm
- Various controls and displays conveniently located at helm station (dependent on options selected)



SALON

- Large side and front windows with external overhangs offer excellent visibility and reduce sunlight
- Three panel sliding door for entry into salon
- Forward cockpit exit/entry door from salon with safety locks
- Forward facing chart table with adjustable back rest. Dashboard to accommodate optional 12' chart plotter and/or iPad holder
- Synthetic wear resistant flooring offering maintenance free natural wood look
- Laminate finished cabinetry with solid wood capping throughout with accented wall and ceiling coverings
- Flush mount Fusion 7.7" 200w overhead speakers in ceiling panels (2) – (optional)
- Upholstered ceiling panels with decorative trim
- Comfortable built in cabinetry/storage to starboard
- Settee L-Shape around salon table comfortably seats six (6) people

- Salon table mounted on polished stainless steel pedestal (electric up/down system optional)
- Cushions covered with soft easy to clean upholstery.
- Port light hatches installed on forward facing windows providing additional ventilation (2)
- Designated area for optional TV on flip up system, concealed in cabinetry on starboard
- Overhead LED ceiling lights
- LED courtesy accent lighting under furniture
- Electrical outlets located throughout / 2 × double outlets with USB charging socket
- Floor access hatch to main house batteries, Remote battery switches, charger/inverters, transformer, DC/DC converter
- Stair access to starboard and port side cabins
- Central walkway access to forward cockpit
- Stainless steel handrail. Synthetic leather wrap optional.
- Polished stainless steel structural mast base connection



GALLEY

- Refrigerator/freezer—full sized household French door refrigerator (11.6cu/ft) with slide out freezer (5.3cu/ft) below
- Electrical induction cooktop (2 burners)
- All countertops with Corian natural stone finish
- Dedicated microwave storage location with AC outlet
- Large single stainless steel sink with faucet and cover to go over sink area
- Flush mount Fusion 7.7" 200w overhead speakers in ceiling panels (2) - (optional)
- Built in storage cabinets located above cooktop area, including wooden display for bottles
- Large storage cabinets located under countertop , with drawers and spice rack
- Built in slide out garbage bin under sink
- Optional convection/microwave combo oven
- Sliding bar window with flip down countertop to cover the sliding track system when in open position
- Storage cupboards and drawers offering ample storage for all galley accessories
- Overhead LED ceiling lights
- LED courtesy accent lighting
- Electrical AC outlet
- Stainless steel handrails on port and starboard. Synthetic leather wrap optional
- Synthetic wear resistant flooring offering maintenance free natural wood look

NAV / SWITCH PANEL STATION

- Navigation work surface area with storage below
- C-Zone 7" digital switching control screen for DC systems
- Remote battery switch controls for all onboard batteries

- Transfer switches for electrical systems
- Dedicated service panel for optional generator, water maker, and aircon display/control panels
- Light switch panel controlling salon, galley, and aft cockpit lighting
- Fusion marine stereo head unit (MS-RA770) with multi zone sound control and Bluetooth connectivity – (optional)
- AC power outlet (1)
- Large storage space for navigation equipment (Hand held VHF and compass, paper charts, binoculars etc.)



MASTER CABIN

- Master cabin utilizing length of port hull with private access door (sliding) for privacy
- Laminate finished cabinetry with solid wood capping throughout with accented wall and ceiling coverings
- Power sockets with single USB outlets located next to bed (2)
- Opening ventilation hatches in ceiling with concealed blinds (3)
- Optional opening ventilation portlight in aft window
- Bedside cabinets with pull out drawers
- LED reading lights above bedside cabinets (2)
- LED overhead ceiling lighting
- Concealed LED mood and courtesy lighting
- Expansive hull side windows with concealed manual blinds
- Additional storage under mattress
- Memory foam mattress / L=77.9”(198 cm) x W=69.9” (175 cm)
- Optional concealed TV system in ceiling with manual flip down/up system above bed
- Chaise lounge seating with vanity/desk area with power outlet and lighting
- Designated storage under chaise lounge seating
- Large hanging lockers and storage drawers on inner hull
- Full length mirror with upholstered frame (optional)
- Synthetic wear resistant flooring offering maintenance free natural wood look



MASTER CABIN BATHROOM

- Single vanity area with stainless steel faucets
- Corian countertops
- Large mirror mounted on wall above vanity area
- GFCI protected AC outlets at sink (2)
- Toothbrush and towel holders
- Walk in shower with hinged entry door with hot/cold shower
- Seating bench inside shower
- Separate toilet with privacy door equipped with fresh water electric flushing toilet
- Designated area for optional washer/dryer combo unit
- Opening overhead hatch with concealed blind
- Overhead LED ceiling lights
- Synthetic wear resistant flooring offering maintenance free natural wood look

PORT HULL WALK-IN CLOSET (FORWARD OF MASTER CABIN)

- Laminate finished cabinetry with solid wood capping throughout with accented wall and ceiling coverings
- Power sockets with USB outlets
- LED overhead ceiling lighting
- Ensuite access from main cabin
- Large number of drawers (outer hull) and shelves (inner hull)
- Storage cabinets above and under work surface
- Large hanging locker (x2)
- Hull side window with manual blinds
- LED accent/mood lighting
- Synthetic wear resistant flooring offering maintenance free natural wood look



STARBOARD AFT & MID CABINS

- Laminate finished cabinetry with solid wood capping throughout with accented wall and ceiling coverings
- Private access door into each cabin
- Two (2) LED reading lights
- Power sockets with single USB outlets
- Stainless steel hand rail. Synthetic leather wrap optional
- Cabinetry along inboard area providing additional storage
- Bedside tables
- Opening ventilation hatches in ceiling with concealed blind
- Concealed LED mood and courtesy lighting
- LED overhead ceiling lighting
- Expansive hull side windows with concealed manual blinds
- Additional storage under mattress
- Memory foam mattress / L =78.8" (200cm) x W=57" (145cm)
- Hanging locker for clothes
- Pull out drawers
- Synthetic wear resistant flooring offering maintenance free natural wood look

STARBOARD AFT, MID & FORWARD BATHROOMS

- Corian top countertops
- Fresh water electric flushing toilet
- Walk in shower with hinged see through acrylic door
- Single vanity with faucet
- Mirror above sink
- Water proof roller binds
- Toothbrush and towel holder
- Overhead LED ceiling lights
- GFCI Protected AC outlets
- Synthetic wear resistant flooring offering maintenance free natural wood look

STARBOARD FORWARD SKIPPER CABIN (OPTIONAL)

- Laminate finished cabinetry with solid wood capping throughout with accented wall and ceiling coverings
- Private access into cabin from deck hatch forward bow cockpit area with stainless steel ladder in cabin
- One (1) LED reading light
- Power socket with single USB outlets
- Cabinetry along inboard area providing additional storage
- Opening ventilation hatches in ceiling with concealed blind
- Concealed LED mood and courtesy lighting
- LED overhead ceiling lighting
- Expansive hull side window with concealed manual blinds
- Additional storage under mattress
- Memory foam mattress / L =75.6" (192cm) x W=27.6" (70cm)
- Toilet concealed under bunk flip up panel
- Vanity with Corian surface with sink and faucet
- Tooth brush holder, mirror above cabinet. Retractable shower head from faucet
- FRP flooring with non skid, integrated shower floor tray between vanity and toilet

DIESEL ENGINE & BATTERY COMPARTMENT

- Automatic fire suppression heat activated system with alarm monitors at helm station
- Sound insulation mounted to bulkheads in engine room space
- Diesel fuel system for optional generator including fuel filters and emergency fire port
- Two (2) dedicated aluminum fuel tanks with safety shut off valves and level monitors (total tank volume 620 L / 163 Gal)
- LED lighting in each mechanical space (2 total)
- Automatic bilge pump in each electric motor compartment with warning light at helm and nav station
- Electrical compartment under salon floor
- Optional lithium house battery system with heat activated automatic fire suppression system and alarms in lieu of standard AGM house batteries
- Optional generator located in starboard engine room

UNDERWATER GEAR

- Protective integrated breakaway keels
- Fixed 3-blade propellers. (Foldable propellers optional)
- Sail drive with optional rope cutter
- Fiberglass rudders and rudder tubes with shaft and tiller arm in 316L stainless steel
- Shut off valves on all salt water intakes in engine rooms
- Sea water strainers with transparent lid

STEERING SYSTEM

- Jefa steering system with chain, dyneema lines, wires and sheaves. Draglink connecting the two tiller arms
- Emergency steering tiller access and control system

MOORING SYSTEM

- Electric anchor windlass (12v-1500w) with wired control at windlass
- Stainless steel anchor roller
- Fiberglass deck hatch to self-draining locker
- Ten (10) stainless steel mooring cleats

WATER & BILGE SYSTEM

- Fresh water pressure pump with accumulator tank offering equal water pressure throughout
- Two (2) 40L/10.6 gal each hot water heaters
- Two (2) 440 L/ 116 US gal connected water tanks
- Transom pull out shower mixer (hot/cold) – optional
- Water tank levels visible through C-Zone digital monitoring system
- Four (4) automatic electric bilge pumps with alarms
- Barrier paint in bilges and inside wet lockers

WASTE & GREY WATER SYSTEM

- Grey water from showers and sinks collected in sealed sump boxes (2 × 8L) with auto electric overboard discharge
- Two (2) 150 L/ 39.6 US gal black water tanks with electric sea water discharge pumps and dockside pump out
- Black water tank levels visible through C-Zone digital monitoring system

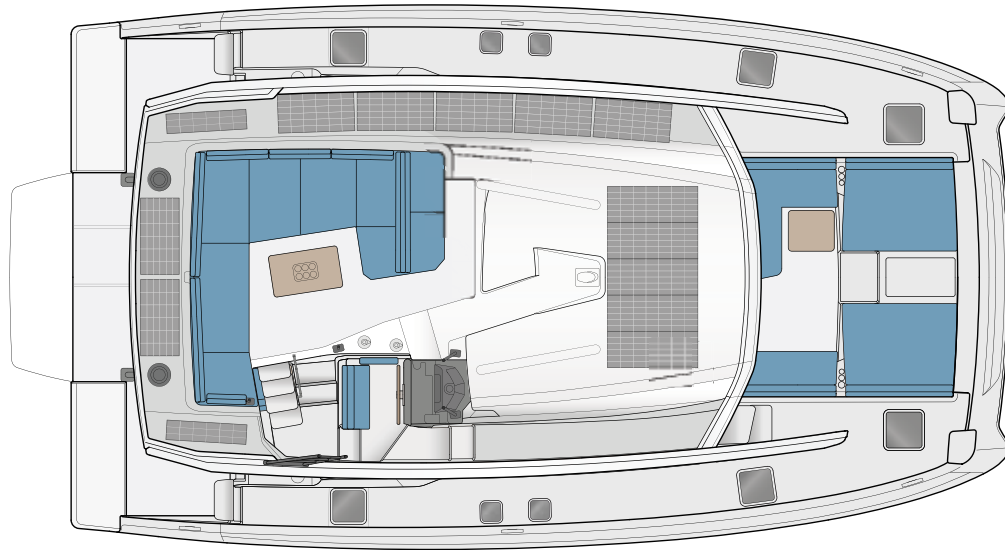
ELECTRICAL SYSTEM

- C-Zone DC digital switching/monitoring system
- 12v DC electrical system
- Main house battery charger/inverter" 1 × Mastervolt Mass Combi Mass combi pro 12/3500-100
- Starter battery charger: 1 × Mastervolt Charge Master 12/50-3
- Solar panels (2060 W) with chargers (optional) – 4 × Mastervolt SCM60 MPPT-M
- Master control panel for 12v and shore power supply breakers
- Remote battery master switches at panel
- Shore side electrical plug in connection points
- AC power supplied by one (1) 32 Amp 125/250v shore power cable (shore power cables not included)
- Galvanic isolator protection system
- Shore power overcurrent ELCI protection breakers
- Shore voltage and current measurement
- House batteries = four (4) 200Ah AGM (option available to add two more for total of 6)
- Options available to change from AGM to Mastervolt lithium battery package

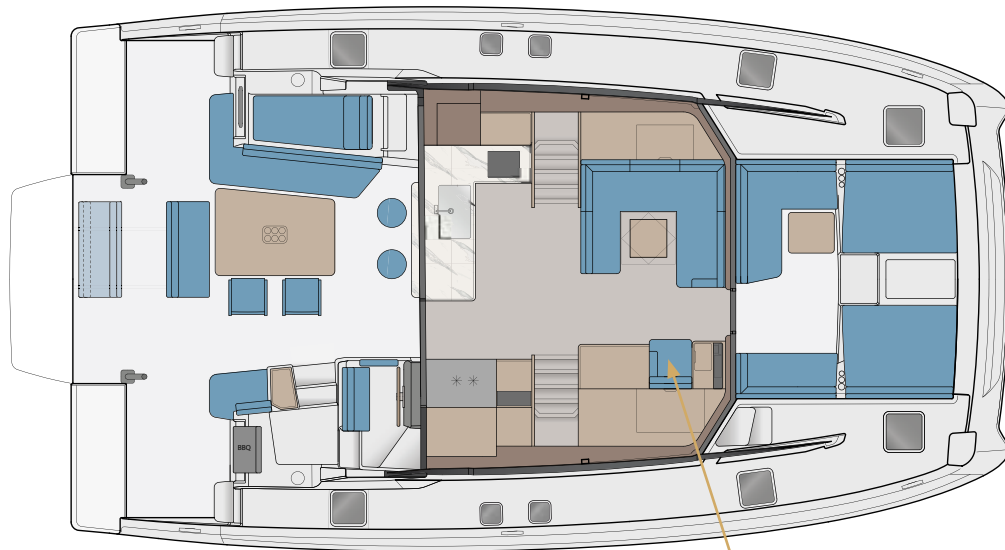
All specifications and options are subject to change by Sino Eagle Yachts at their sole discretion. Performance is purely indicative and not a contractual commitment. Performance is subject to many variances outside the control of Sino Eagle Yachts. Specifications and graphics in this brochure are non-binding and customer must enter into contractual agreement with the Dealer or Agent of Record. Actual color samples may vary slightly from digital representation.

OUT THERE STARTS HERE™
aquilaboats.com

LAYOUTS

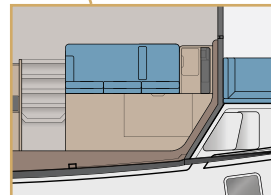


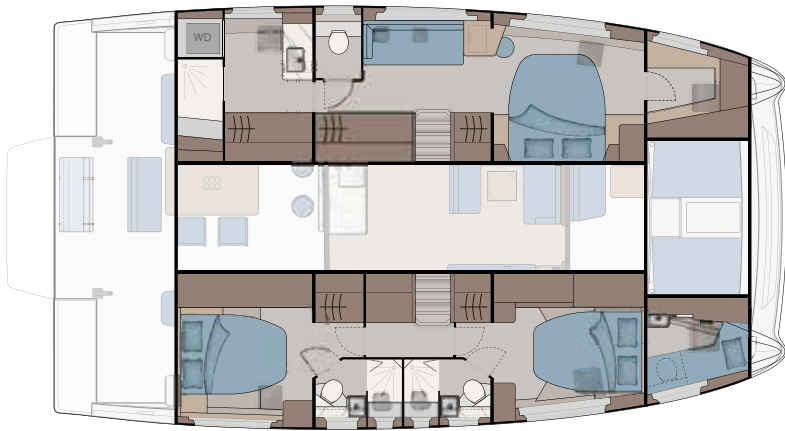
Standard Flybridge



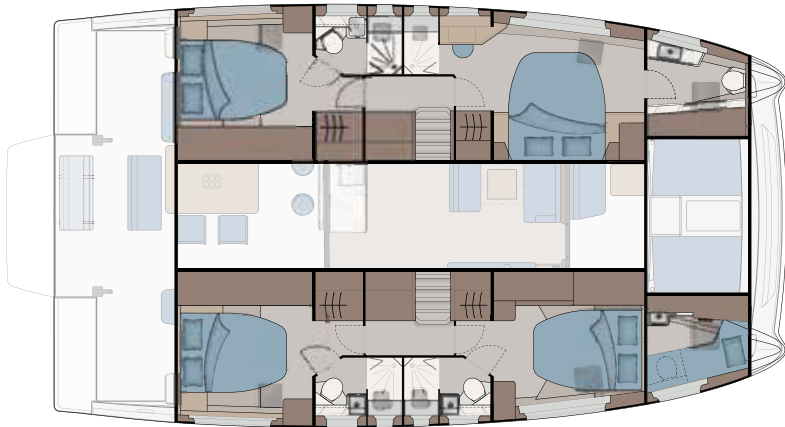
Standard Main Deck

STARBOARD SOFA OPTIONAL

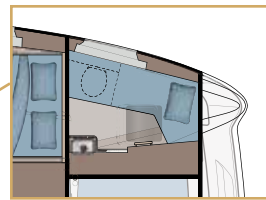




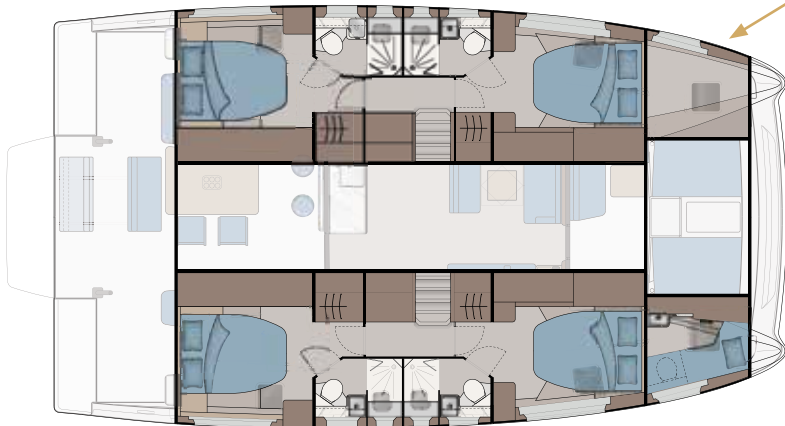
3 Cabin + 3 Head
 Owners Cabin with Optional
 Forepeak Crew Cabin



4 Cabin + 4 Head
 Owners Cabin with Optional
 Forepeak Crew Cabin



Option for an Additional
 Forepeak Crew Cabin



4 Cabin + 4 Head
 Optional Forepeak Crew Cabin



OUT THERE
STARTS HERE™

aquilaboats.com