

50

SAIL



SPECIFICATIONS & FEATURES



OUT THERE
STARTS HERE™

All specifications and options are subject to change by Sino Eagle Yachts at their sole discretion. Performance is purely indicative and not a contractual commitment. Performance is subject to many variances outside the control of Sino Eagle Yachts. Specifications and graphics in this brochure are non-binding and customer must enter into contractual agreement with the Dealer or Agent of Record. Actual color samples may vary slightly from digital representation.

aquilaboats.com



SPECIFICATIONS



MEASUREMENTS

LENGTH: **14.97 M • 49' 1"**
OVERALL.

BEAM: **7.86 M • 25' 9"**

HEIGHT: **5.55 M • 18' 3"**
ABOVE WATERLINE WITH HARDTOP EXCLUDING MAST.

MAST HEIGHT: **25.15 M • 82' 6"**
ABOVE WATERLINE WITH LIGHT LOAD.

DRAFT: **1.45 M • 4' 8"**
WITH LIGHT LOAD. WILL VARY DEPENDING ON LOAD.

LIGHT DISPLACEMENT:
19,270 KG • 42,900 LB

LOADED DISPLACEMENT:
24,000 KG • 50,600 LB



ACCOMMODATIONS

SLEEPS UP TO: **14**

MAXIMUM PASSENGERS: **30**

CABINS: **4 • 5 • 6**

HEADS WITH SHOWERS: **4 • 5 • 6**

UTILITY ROOMS: **1**



SAIL AREAS

MAINSAIL: **90 SQ M • 968.8 SQ FT**
STANDARD PIN TOP

MAINSAIL: **96.4 SQ M • 1,037.6 SQ FT**
OPTIONAL SQUARE TOP

FURLING GENOA: **66.0 SQ M • 710.4 SQ FT**

TOTAL UPWIND AREA:
156 SQ M • 1,679.2 SQ FT
WITH STANDARD PIN TOP MAIN SAIL

TOTAL UPWIND AREA:
162.4 SQ M • 1,748 SQ FT
WITH OPTIONAL SQUARE TOP MAIN SAIL

CODE 0 / GENNAKER:
102.8 SQ M • 1,106.5 SQ FT
OPTIONAL.



TANKAGE

FUEL: **865 L • 222 GAL**

WATER: **880 L • 232 GAL**

HOLDING: **340 L • 90 GAL**



CE CERTIFICATION

A (OCEAN): **12**

B (OFFSHORE): **16**

C (COASTAL): **24**

D (INLAND): **34**



PROPULSION

HYBRID OCEAN DRIVE:

STANDARD:
2x 50 KW Deep Blue Torqeedo inboard motors
WITH FLEXIBLE COUPLING ON DIRECT DRIVES WITH 80KW
PROPULSION BATTERY

DIESEL:

STANDARD:
2x 50 HP Saildrive

OPTIONAL:
2x 60 HP Saildrive
2x 75 HP Saildrive



GENERATORS

HYBRID OCEAN DRIVE:

OPTION 1:
1x 32kW (60Hz) or 1x 28kW (50Hz)
WITH SOUND SHIELD

OPTION 2:
1x 40kW (60Hz) or 1x 35kW (50Hz)
WITH SOUND SHIELD

DIESEL:

OPTION 1:
1x 15kW (60Hz) or 1x 14kW (50Hz)
WITH SOUND SHIELD

OPTION 2:
1x 21kW (60Hz) or 1x 18kW (50Hz)
WITH SOUND SHIELD

All specifications and options are subject to change by Sino Eagle Yachts at their sole discretion. Performance is purely indicative and not a contractual commitment. Performance is subject to many variances outside the control of Sino Eagle Yachts. Specifications and graphics in this brochure are non-binding and customer must enter into contractual agreement with the Dealer or Agent of Record. Actual color samples may vary slightly from digital representation.

OUT THERE STARTS HERE™


aquilaboats.com

3/30/26



FEATURES

- Sleek exterior profile and modern design features with exceptional use of space and function
- Expansive outdoor living and entertaining spaces along with luxurious interior styling and amenities
- Plenty of sun coverage via optional fiberglass hardtop with 316L polished stainless steel supports on flybridge
- Flexibility in cabin configurations to choose from based on expected use
- Direct bow access from flybridge on both starboard and port sides
- Forward solid deck cockpit providing sunbathing and social area
- C-Zone digital switching system for DC powered components
- Torqeedo electric/hybrid propulsion system with instant battery level monitoring and controls



MAST, RIGGING & SAILS

- Anodized aluminum two-spreader sectional mast with flip-out steps to access boom
- Mast foot with 9x turning blocks
- Anodized aluminum boom with fittings
- Furling genoa (manual)
- Full batten (6 × battens) pin top mainsail with 2 reefing rows (square top mainsail available as option)

SAIL & RIGGING CONTROLS

- Two speed manual mainsheet winch (Harken 60.2) x 1
- Two speed manual genoa and sheet winches (Harken 46.2) x 2
- Genoa cars with pin stop and tracks x 2 (Harken)
- Clutches for line controls / total qty of 10 (Spinlock)
 - Port Side: main sheet, genoa sheet, reefing line #1, reefing line #2, main sail halyard
 - Starboard Side: main sheet, genoa sheet, boom topping lift (service halyard), genoa furling line
- German mainsheet system with two sheets controlled by manual winch on port and starboard side
- Genoa sheets x 2
- Halyards (main, genoa, spare) x 3
- Main boom topping lift
- Two (2) rope storage bags for sail and rigging controls
- Winch handles with storage pockets x 2

CONSTRUCTION

- Resin infused Vinylester throughout hull and deck build material
- Resin infused Vinylester for all bulkheads and reinforcing (no plywood in structural components or below waterline)
- PVC core materials vary in density dependent on loads
- NPG water-tight bulkheads fore and aft
- Large interior furniture panels manufactured using lightweight PET for core materials
- Windows in hull and deck made from Perspex



HULL & DECK

- Ten (10) opening deck hatches carefully positioned to enhance natural ventilation in cabins and toilets
- PVC rub rail with 316L stainless steel insert offering all round protection
- Four (4) opening portlights installed in hull side windows and two (2) positioned on forward salon windows
- Two (2) opening portlights facing aft in aft cabins
- Stanchions and bases, with UHMWPE lifelines, port & starboard side gates
- Windows, bonded in Perspex – hull side and super structure
- Comfortable and protected bow seats integrated into deck railing (2)
- Deck fill plates in 316L stainless steel: water (2); fuel (2); waste (3)
- Eight (8) stainless steel cleats
- Well placed ergonomic handrails in 316L stainless steel ensuring secure movement onboard



FORWARD COCKPIT

- Foredeck forward cockpit providing comfortable seating and sun lounging
- Foredeck sun pad area (cushions optional)
- Companionway butterfly doors providing access to forward deck port side utility/work space cabin and starboard side cabin
- Starboard and port side forward access steps with stainless steel safety rail providing direct access to bow from flybridge
- Large oversized cockpit floor drains providing direct overboard drainage
- LED overhead lighting
- Designated generator installation area
- Direct access into salon through forward water tight door
- Two large central hatches providing easy access to windlass and chain/rope



AFT COCKPIT / TRANSOM

- Two (2) large port and starboard deck hatches providing access to storage and mechanical space area
- Custom stainless steel retractable swim ladder with teak steps located under large deck hatch
- Powder coated aluminum sliding door providing access to salon/galley
- Powder coated aluminum sliding window providing connection between cockpit and galley countertops along with excellent ventilation
- Extendable dining table on two (2) polished stainless steel supports – provides seating for up to twelve (12) guests when in extended position
- Optional LED deck courtesy lights located at transom, cockpit, and flybridge
- Ergonomic transom steps designed for easy boarding from dock and dinghy
- Designated BBQ area (BBQ optional)
- Bar area with two fixed stainless steel stools and foldable bar surface
- Direct access from cockpit to flybridge via large steps with way to close off to help prevent rain/water entering into cockpit
- Expansive fixed fiberglass platform extending between the hulls providing additional aft cockpit space to store a dinghy
- Settee/lounging area on starboard side with integrated storage space
- Loungers/sun bathing areas on port and starboard side with adjustable backrests to face aft
- Marine ceiling mounted waterproof 6.5" speakers (2) (optional)

- LED overhead lighting
- L-Shape aft bench seating on port side
- Two (2) heavy duty polished stainless steel structural supports for ceiling and flybridge structure
- Gas/Propane marine plancha grill in aft cockpit (optional)
- Eight (8) cupholders installed around seating area
- Two (2) large wet lockers to store director chairs and toys



FLYBRIDGE & HELM

- Forward flybridge access via forward port and starboard bow steps with built-in stainless steel handrail for safety
- Spacious comfortable convertible helm bench for three (3) people with upholstered seat
- Optional expansive fiberglass hardtop with stainless support structure and ceiling mounted LED lighting
- Fully upholstered seating and backrest cushions
- Marine waterproof 6.5" speakers (2) (optional)
- Main access up from aft cockpit via molded fiberglass steps
- Handrails conveniently located around flybridge for secure movement
- Insulated ice box under seating
- Life jacket and safety gear storage under U-shaped seating area
- Cup holders located in various areas around flybridge
- 12VDC outlet
- U-Shaped settee area with fixed table comfortably seating eight (8) people
- Fixed table with polished stainless steel support and integrated cup holders
- Compass on bracket, fitted to mast aft surface
- Molded fiberglass steering console with integrated instrument console for optional 16" multi functional display
- Two (2) rope storage bags for sail and rigging controls
- Steering station with 5-spoke leather wrapped stainless steel steering wheel
- Electronic dual engine throttle control
- Engine data display at helm
- Various controls and displays conveniently located at helm station (dependant on options selected)



SALON

- Large side and front windows with external overhangs offer excellent visibility and reduced sunlight
- Three panel sliding door for entry into salon
- Forward cockpit exit/entry door from salon with safety locks
- Synthetic wear resistant flooring offering maintenance free natural wood look
- Laminate finished cabinetry with solid wood capping throughout with accented wall and ceiling coverings
- Flush mount Fusion 7.7" 200w overhead speakers in ceiling panels (2) (optional)
- Upholstered ceiling panels with decorative trim
- Chart table and integrated navigation station with AC outlet and reading light
- Two large storage cabinets on starboard side aft of chart table
- Settee U-Shape around salon table comfortably seats eight (8) people

- Expandable (double) salon table mounted on polished stainless steel pedestal (electric up/down system optional)
- Cushions upholstered in soft, easy-to-clean material
- Port light hatches installed on forward facing windows providing additional ventilation (2)
- Designated area for optional TV on flip up system, concealed in cabinetry on starboard side
- Overhead LED ceiling lights
- LED courtesy accent lighting under furniture
- Electrical outlets located throughout / 2 × double outlets with USB charging socket
- Floor access hatch to main house batteries, charging/inverter systems, Torqeedo management units, DC/DC converter, AC/AC converters
- Stair access to starboard and port side cabins
- Central walkway access to forward cockpit
- Stainless steel handrail wrapped in synthetic leather
- Polished stainless steel structural mast base connection



GALLEY

- Refrigerator/freezer—full sized household French door refrigerator (11.6cu/ft) with slide out freezer (5.3cu/ft) below
- Electrical induction cooktop (4 burner)
- All countertops with Corian natural stone finish
- Dedicated microwave storage location with AC outlet
- Large stainless steel sink with faucet and cover to go over sink area
- Flush mount Fusion 7.7" 200w overhead speakers in ceiling panels (2) (optional)
- Built in storage cabinets located above cooktop area
- Large storage cabinets located under countertop
- Built in slide out garbage bin under sink
- Galley island with Corian countertop and storage underneath
- Optional wine fridge in galley island in lieu of storage
- Optional convection/microwave combo oven
- Sliding bar window with flip down bar countertop when in open position
- Storage cupboards and drawers offering ample storage for all galley accessories
- Overhead LED ceiling lights
- LED courtesy accent lighting
- Electrical AC outlets located throughout area Galley wall (2)
- Stainless steel handrail wrapped in synthetic leather
- Synthetic wear resistant flooring offering maintenance free natural wood look
- Option available to change electric cooktop and oven to be regular gas/propane

NAV / SWITCH PANEL STATION

- Navigation work surface area with storage below
- C-Zone 7" digital switching control screen for DC systems
- Remote battery switch controls for all onboard batteries

- Transfer switches for electrical systems
- Dedicated service panel for optional generator, water maker, and aircon display/control panels
- Light switch panel controlling salon, galley, and aft cockpit lighting
- Fusion marine stereo head unit (MS-RA770) with multi zone sound control and Bluetooth connectivity (optional)
- AC power outlet (1)
- Large storage space for navigation equipment (hand held VHF and compass, paper charts, binoculars etc.)



MASTER CABIN

- Master cabin utilizing length of port hull with private access sliding door for privacy
- Laminate finished cabinetry with solid wood capping throughout with accented wall and ceiling coverings
- Power sockets with single USB outlets located next to bed (2)
- Opening ventilation hatches in ceiling with concealed blinds (2)
- Opening ventilation portlight in aft window
- Bedside cabinets with pull out drawers
- LED reading lights above bedside cabinets (2)
- LED overhead ceiling lighting
- Concealed LED mood and courtesy lighting
- Expansive hull side windows with concealed manual blinds
- Additional storage under mattress
- Memory foam mattress / L=72.8"(185 cm) x W=76" (203.5cm)
- Optional concealed TV system in ceiling with manual flip down/up system above bed
- Chaise lounge seating with vanity/desk area with power outlet and lighting
- Designated storage under chaise lounge seating
- Large hanging lockers and storage drawers on inner hull
- Optional full length mirror with upholstered frame
- Synthetic wear resistant flooring offering maintenance free natural wood look



MASTER CABIN BATHROOM

- Large single vanity area with stainless steel faucet
- Corian countertops
- Mirrors mounted on storage cabinets above vanity area
- GFCI protected AC outlets at sink (2)
- Toothbrush and towel holders
- Walk in shower with hinged entry door with hot/cold shower
- Bench with Corian top inside shower
- Separate toilet with privacy door equipped with fresh water electric flushing toilet and extraction fan
- Designated area for optional washer/dryer combo unit
- Corian countertop on inboard side with storage above and below
- Opening overhead hatch with concealed blind
- Overhead LED ceiling lights
- Synthetic wear resistant flooring offering maintenance free natural wood look



PORTSIDE UTILITY ROOM

- Laminate finished cabinetry with solid wood capping throughout with accented wall and ceiling coverings
- Power sockets with USB outlets
- LED overhead ceiling lighting
- Private access butterfly door into cabin from forward bow cockpit area with steps and handrail
- Stainless steel hand rail for hanging ropes, sail bags, etc.
- Storage cabinets above and under work surface
- Hull side window with manual blinds
- LED accent/mood lighting
- Synthetic wear resistant flooring offering maintenance free natural wood look
- When selecting 6-cabin version, becomes a cabin with bathroom/shower



STARBOARD AFT & MID CABINS

- Laminate finished cabinetry with solid wood capping throughout with accented wall and ceiling coverings
- Private access door into cabin
- Two (2) LED reading lights
- Power sockets with single USB outlets
- Synthetic leather wrapped hand rail
- Cabinetry along inboard area providing additional storage
- Bedside cabinet
- Opening ventilation hatches in ceiling with concealed blind
- Concealed LED mood and courtesy lighting
- LED overhead ceiling lighting
- Expansive hull side windows with concealed manual blinds
- Additional storage under mattress
- Memory foam mattress / L =79" (200cm) x W=60" (152cm)
- Hanging locker for clothes
- Pull out drawers
- Synthetic wear resistant flooring offering maintenance free natural wood look

STARBOARD AFT, MID & FORWARD BATHROOMS

- Corian countertops
- Fresh water electric flushing toilet
- Walk in shower with hinged see through acrylic door
- Single vanity with faucet
- Mirror above sink
- Water proof roller binds
- Toothbrush and towel holder
- Overhead LED ceiling lights
- GFCI Protected AC outlets
- Synthetic wear resistant flooring offering maintenance free natural wood look



OPTIONAL BUNK BEDS SHOWN.

STARBOARD FORWARD CABIN

- Can also be used as separate crew cabin
- Laminate finished cabinetry with solid wood capping throughout with accented wall and ceiling coverings
- Private access butterfly door into cabin from forward bow cockpit area with steps and handrail
- Two (2) LED reading lights
- Power sockets with single USB outlets
- Synthetic leather wrapped hand rail
- Cabinetry along inboard area providing additional storage
- Opening ventilation hatches in ceiling with concealed blind
- Concealed LED mood and courtesy lighting
- LED overhead ceiling lighting
- Expansive hull side window with concealed manual blinds
- Additional storage under mattress
- Memory foam mattress
- Hanging locker for clothes
- Synthetic wear resistant flooring offering maintenance free natural wood look
- Option available to add additional upper bunk

DIESEL ENGINE & BATTERY COMPARTMENT DIESEL OPTION ONLY

- Automatic fire suppression heat activated system with alarm monitors at helm station
- Sound insulation mounted to bulkheads in engine room space
- Diesel fuel system for optional generator including fuel filters and emergency fire port
- Two (2) dedicated aluminum fuel tanks with safety shut off valves and level monitors(total tank volume 865L / 228Gal)
- LED lighting in each mechanical space (2 total)
- Automatic bilge pump in each electric motor compartment with warning light at helm and nav station
- Electrical compartment under salon floor
- Optional lithium house battery system with heat activated automatic fire suppression system and alarms in lieu of standard AGM house batteries

BATTERY & DIESEL TANKS COMPARTMENT HYBRID OCEAN DRIVE OPTION ONLY

- Diesel fuel system for generator including fuel filters and emergency fire port (automatic extinguisher optional)
- Two (2) dedicated aluminum fuel tanks with safety shut off valves and level monitors(total tank volume 865L / 228Gal)
- LED lighting in each mechanical space (2 total)
- Automatic bilge pump in each electric motor compartment with warning light at helm and nav station
- Electrical compartment under salon floor, equipped with automatic fire suppression heat activated system with alarm monitors
- Optional lithium house battery system with heat activated automatic fire suppression system and alarms in lieu of standard AGM house batteries

UNDERWATER GEAR

DIESEL OPTION ONLY

- Protective integrated breakaway keels
- Fixed 3-blade propellers (foldable propellers optional)
- Fiberglass rudders and rudder tubes with shaft and tiller arm in 316L stainless steel
- Shut off valves on all salt water intakes in engine rooms
- Sea water strainers with transparent lid

UNDERWATER GEAR

HYBRID OCEAN DRIVE OPTION ONLY

- Electrical motor drive transmission for compact efficiency
- Protective integrated breakaway keels
- Fixed 3-blade propellers (foldable propellers optional)
- Machined propeller shafts on flexible couplings
- Fiberglass rudders and rudder tubes with shaft and tiller arm in 316L stainless steel
- Shut off valves on all salt water intakes in engine rooms
- Sea water strainers with transparent lid
- Watertight self-aligning dripless shaft seal with 316L stainless steel housing
- Bronze P-Bracket for maximum propeller protection

STEERING SYSTEM

- Electric fly by wire power steering system
- Emergency steering tiller access and control system

MOORING SYSTEM

- Electric anchor windlass (24v-1700w) with wired control at windlass
- Stainless steel anchor roller
- Fiberglass deck hatch to self-draining locker
- Eight (8) stainless steel mooring cleats
- Optional 55 lbs. (32 Kg) delta anchor

WATER & BILGE SYSTEM

- Fresh water pressure pump with accumulator tank offering equal water pressure throughout
- Two (2) 80L/21 gal each hot water heaters
- Two (2) 440 L/116 US gal connected water tanks
- Transom pull out shower mixer (hot/cold) on aft starboard deck
- Water tank levels visible through C-Zone digital monitoring system
- Four (4) automatic electric bilge pumps with alarms
- Barrier paint in bilges and inside wet lockers

WASTE & GREY WATER SYSTEM

- Grey water from showers and sinks collected in sealed sump boxes with auto electric overboard discharge
- Two (2) 170 L/ 21 US gal black water tanks with electric sea water discharge pumps and dockside pump out
- Black water tank levels visible through C-Zone digital monitoring system

ELECTRICAL SYSTEM

DIESEL OPTION ONLY

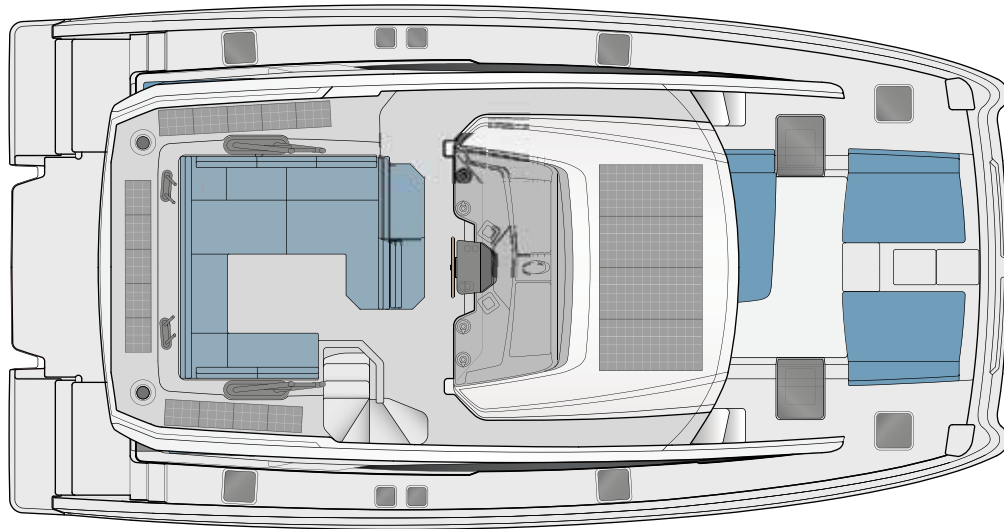
- C-Zone DC digital switching/monitoring system
- 24v DC electrical system
- Main house battery charger/inverters 2 × Mastervolt Mass Combi Pro 24/3500-100
- Starter battery charger: 1 × Mastervolt Charge Master 12/50-3
- Optional solar panels with chargers 3 × Mastervolt SCM60 MPPT-M
- Master control panel for 24v and shore power supply breakers
- Remote battery master switches at panel
- Shore side electrical plug in connection points
- AC power supplied by two (2) 50 Amp 125/250v shore power cables (shore power cables not included)
- Galvanic isolator protection system
- Shore power overcurrent ELCI protection breakers
- Shore voltage and current measurement
- House batteries = Two (2) 200Ah AGM (option available to add two or four more batteries)
- Options available to change from AGM to Mastervolt lithium battery package

ELECTRICAL SYSTEM

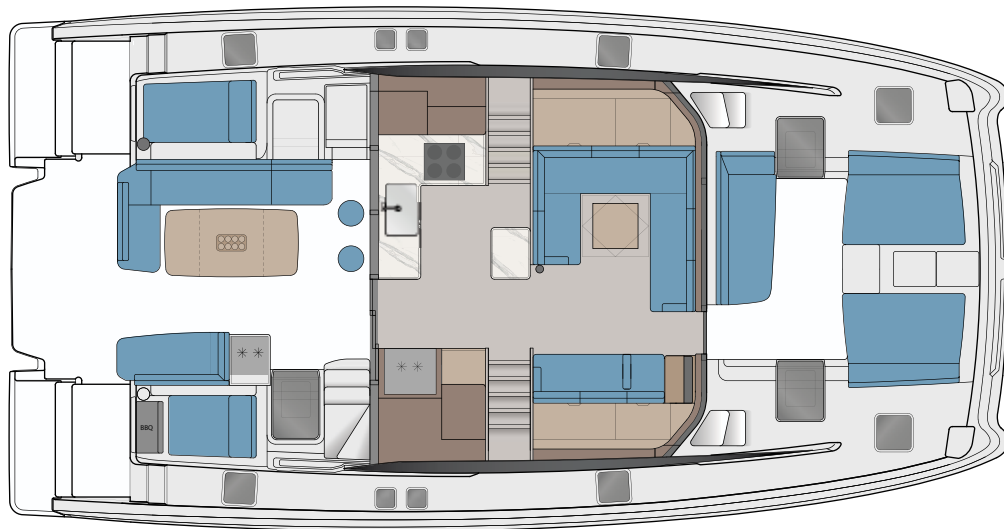
HYBRID OCEAN DRIVE OPTION ONLY

- C-Zone DC digital switching/monitoring system
- 24v DC electrical system
- Main house battery charger 2 × DC/DC Bi-directional / 2,8kW
- Inverter for AC consumers 3 × 22kW DC/AC
- Optional solar panels with chargers x 3
- Torqeedo propulsion battery – Deep Blue LiFePo4 80 KWh (1)
- Master Torqeedo control panel for electric propulsion components
- Remote battery master switches at panel
- Shore side electrical plug in connection points
- AC power supplied by two (2) 50 Amp 125/250v shore power cables (shore power cables not included)
- Galvanic isolator protection system
- Shore power overcurrent ELCI protection breakers
- Shore voltage and current measurement
- House batteries = four (4) 200Ah AGM
- Option available to change from AGM to Mastervolt lithium battery package
- Generator Options – 28kw (50hz) or 32kw (60Hz) with sound enclosure, diesel fuel tank, remote control, and starter battery
- Generator battery charger: 1x Mastervolt Magic 24/12-20

LAYOUTS



Standard Flybridge

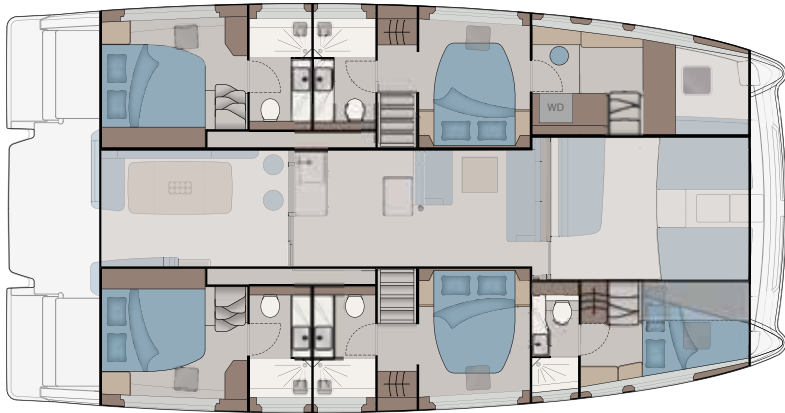


Standard Main Deck

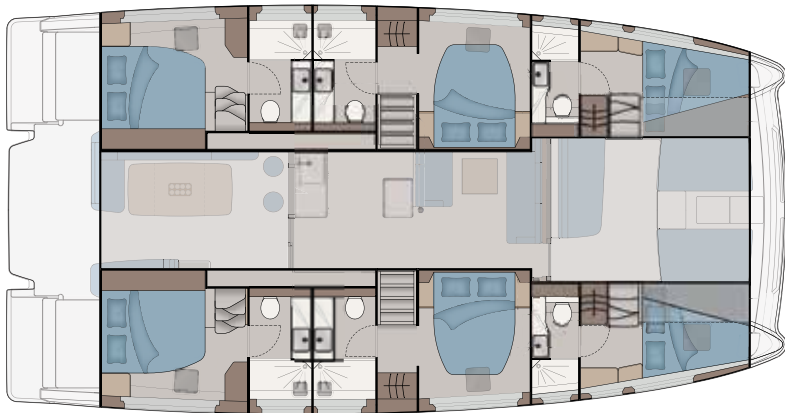
STARBOARD SOFA OPTIONAL



Owner's Cabin + 3 Guest Cabins & Utility Room



5 Cabin / 5 Head



6 Cabin / 6 Head



OUT THERE
STARTS HERE™

aquilaboats.com